

Coloring & Activity Sheets

Grades 3-5

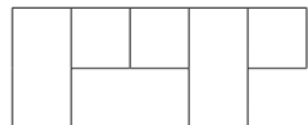
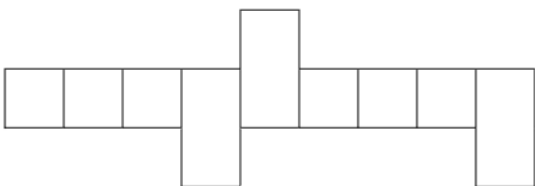
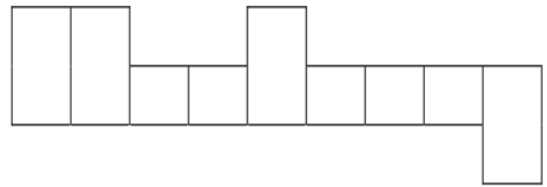
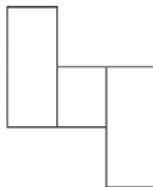
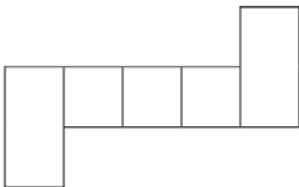
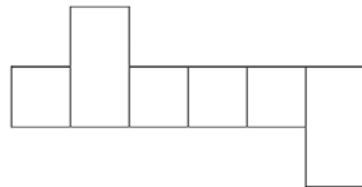
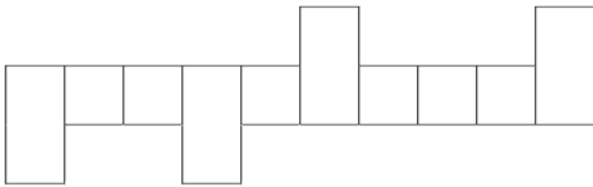
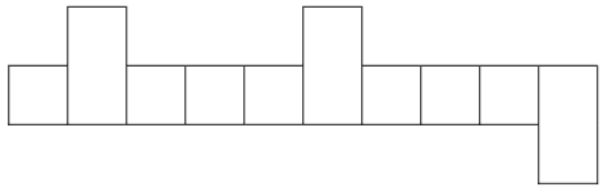
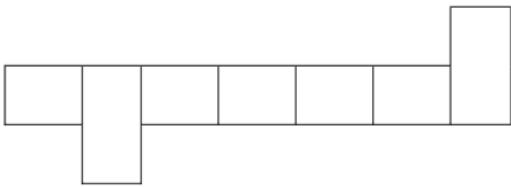


Complete the worksheet below and then circle the stone fruits.
Then, put boxes around all fruits you have tried!

Fruit Tiles

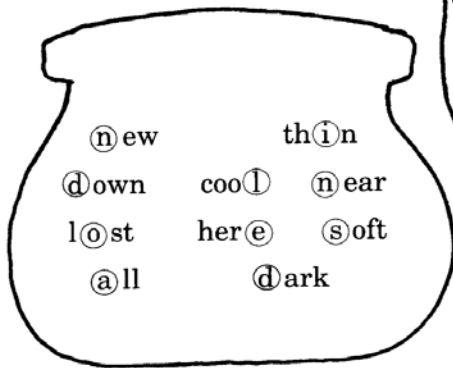
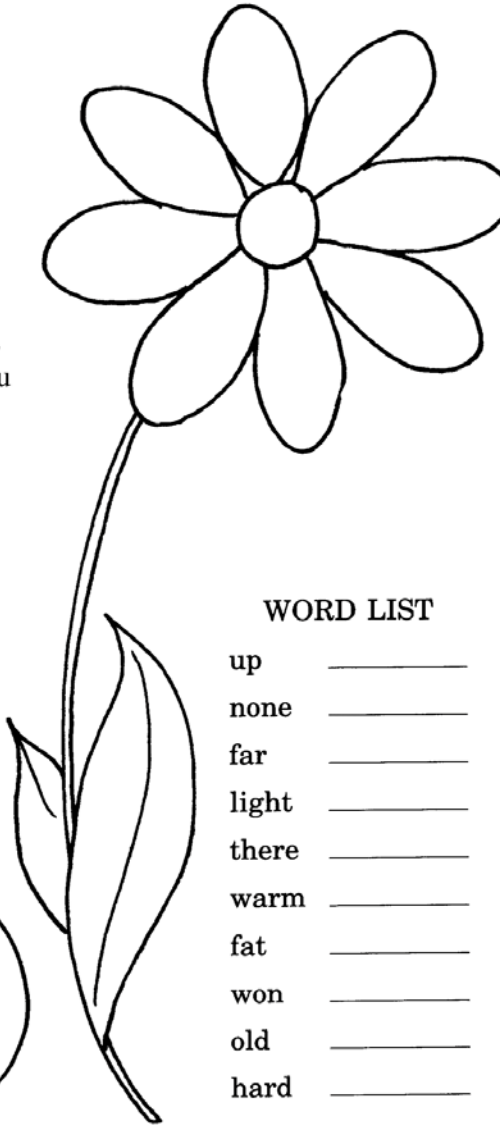
Use the words from the word box to choose the fruit that fits inside each tiled set.

blueberry	strawberry	grape
raspberry	cherry	apricot
peach	fig	grapefruit



How Does Your Garden Grow?

Sally has a flower garden, but she has a problem with it. To find out what it is, look at the first word in the Word List. Now look for a word in the planting pot that means the opposite of this word and write it on the line. Be sure to circle the letter that is circled. Do this with all of the words. When you are finished, copy the circled letters on the spaces at the bottom of this page. If you are correct, the circled letters will spell why Sally is having a problem with her garden.



WORD LIST

- up _____
- none _____
- far _____
- light _____
- there _____
- warm _____
- fat _____
- won _____
- old _____
- hard _____



Complete the crossword below. Then circle the vegetables you grow in your garden or like to eat!

LOOK AT THE NUMBERS ON THE PICTURES AND WRITE THE VEGETABLES VOCABULARY IN THE CROSSWORD PUZZLE

1

2 3

4

5

6

7

8

9

10 11 12

13 14

15

16 17

18

19

20

1

2

3

4

5

6

7

8

9

10

11

12

13

14

15

16

17

18

19

20



Community and Home Gardening Coloring & Activity Sheets

ANSWER KEY

Across

2. cauliflower
4. cucumber
5. broccoli
6. carrot
8. peas
10. eggplant
13. celery
15. onion
16. spinach
19. pepper
20. artichoke

Down

1. greenbeans
3. asparagus
7. lettuce
9. cabbage
11. garlic
12. potato
14. radish
17. pumpkin
18. tomato

GARDENING TOOLS!

Follow the directions below and then circle and count how many gardening tools you have used!

LOOK AT THE WORDS IN THE LIST BELOW AND WRITE THEM UNDER THE CORRECT PICTURES

- shovel
- rake
- axe
- hoe

- garden fork
- scythe
- shears
- trowel

- watering can
- wheelbarrow
- hose
- lawn mower



1) _____



2) _____



3) _____



4) _____



5) _____



6) _____



7) _____



8) _____



9) _____



10) _____



11) _____



12) _____

ANSWERS:



1) **axe**



2) **scythe**



3) **wheelbarrow**



4) **lawn mower**



5) **hoe**



6) **hose**



7) **garden fork**



8) **trowel**



9) **rake**



10) **shovel**



11) **shears**



12) **watering can**

Copyright © 2014. englishsheets.com. All rights reserved.

GARDEN PARTY – Homegrown Tic-Tac-Toe!

Set up simple tic-tac-toe boards outside with small twigs or wooden dowels. Pick flower heads or produce from your garden (or buy/bring from home) to use as game pieces (one kind for “X”, another kind for “O”).

If doing this for a garden party – set up several tic-tac-toe boards around your party area and use a variety of produce/flowers!



Source: <http://www.bhg.com/party/birthday/party-games/fun-outdoor-games-for-kids>



Practice writing the names of vegetables that could grow in your garden!
Did you grow any of these this summer?



Corn



Peas



Carrots



Pumpkin

For all of your gardening solutions.....
www.vegetable-gardening-online.com

