


# Coloring & Activity Sheets

## Grades K-2



### Basil Grown Indoors!

During the winter, you can grow herbs indoors! Color this basil plant, and make a label that says “Basil” on the front of the pot. Then, bring some fresh basil in for the group to smell, and talk with the children about what can be grown indoors in the winter!! (refer to the December CHG Newsletter for ideas to talk about)



**Grow Carrots Inside!**

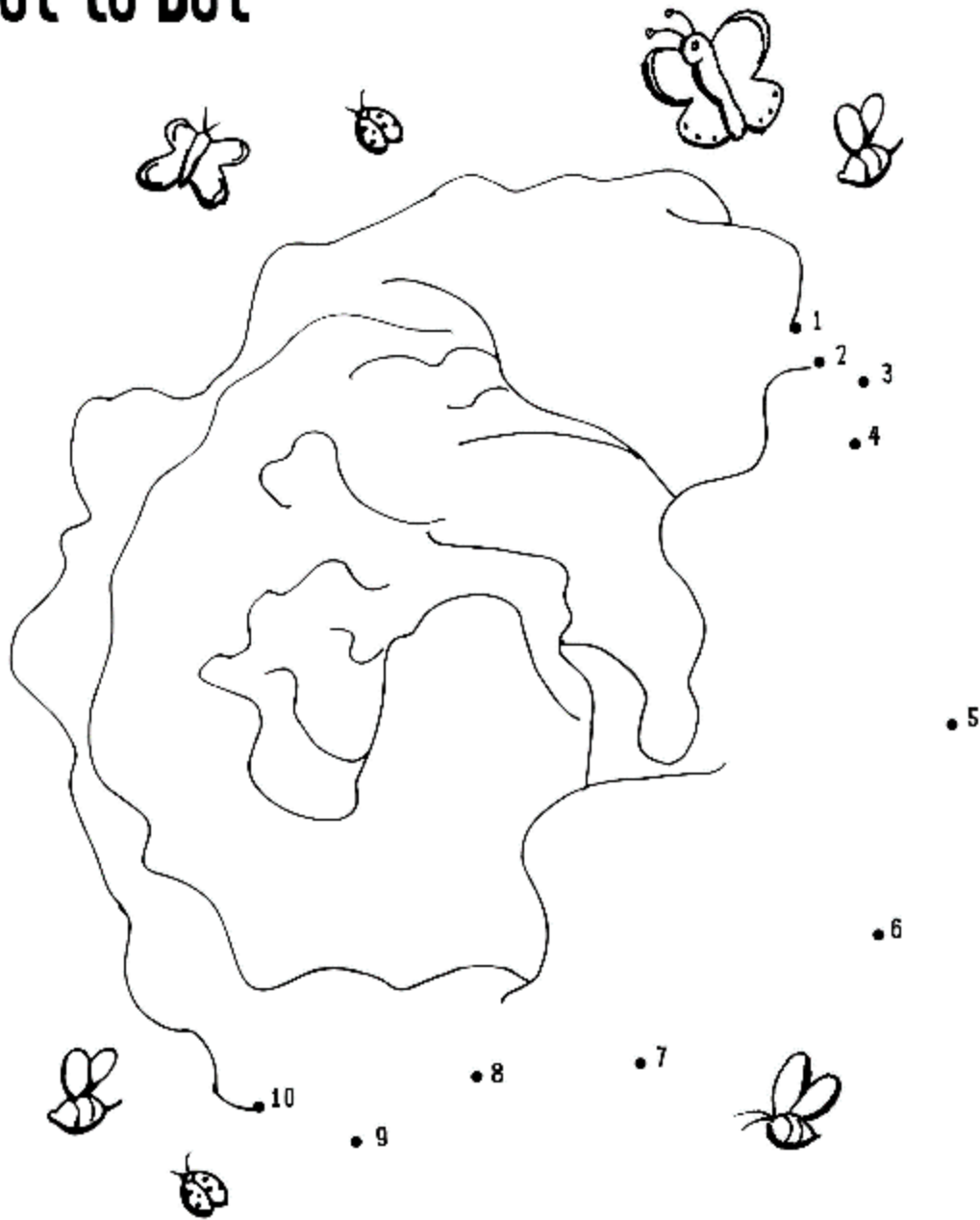
During the winter, you may be surprised, but you can grow carrots! Before you try it, do the dot-to-dot below!



**Grow Lettuce Inside!**

During the winter, you may be surprised, but you can grow lettuce! Before you try it, do the dot-to-dot below!

**Dot to Dot**



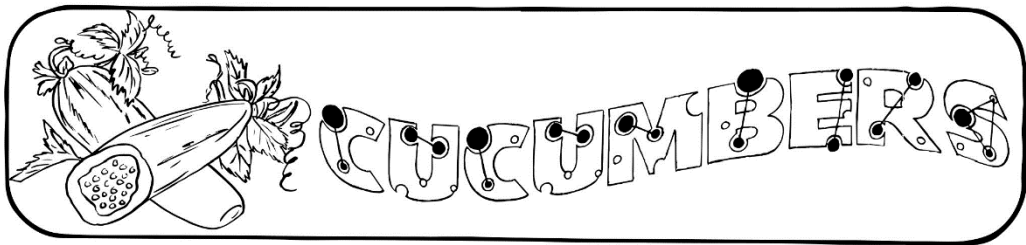
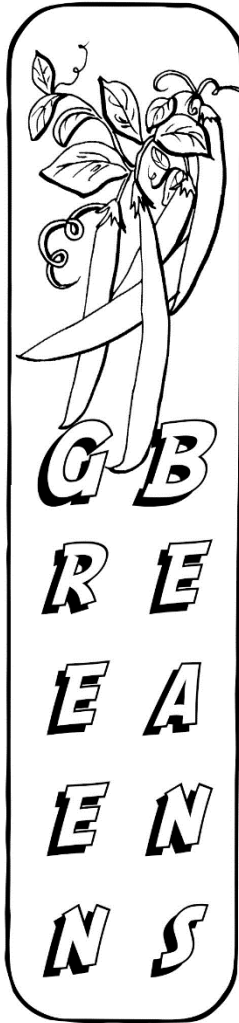

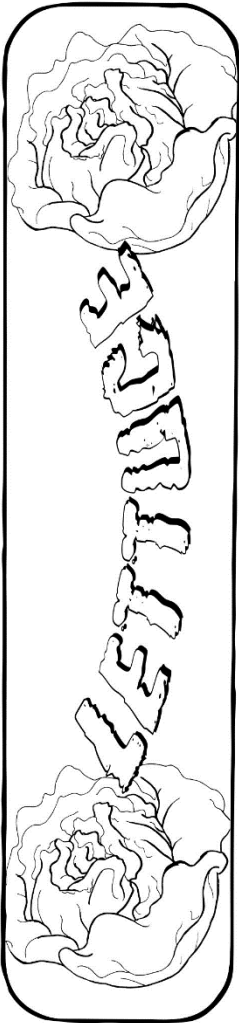
**Herbs for Indoors!**

Many herbs can be grown indoors during the winter! In colder climates, you just need good sunlight, or a grow light, and an area without drafty cold breezes. In warmer climates, you may even be able to grow your herbs outdoors! Review the herbs below, and circle the ones you have tried, and put triangles around those you want to try! Staff, consider bringing in some herbs on the chart to share with the children.



**Veggie bookmarks!**


During the winter, think about vegetables you may plant in spring and summer by making veggie bookmarks.





## Watering Can Coloring

Color this watering can which might be like one you use to water your indoor garden!





# Community and Home Gardening

## Coloring & Activity Sheets

What will you grow?

What will you try to grow indoors during the winter? Draw what you may grow in the pot below!  
Older children, make a list of the types of edible plants you may try to grow inside this winter at home or at your site!

