

# Coloring & Activity Sheets

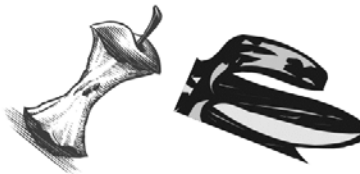
## Grades 3-5



### Compost Activity Sheet

Read the items below. Circle the ones that are organic and can be composted.

- |               |               |                 |              |
|---------------|---------------|-----------------|--------------|
| styrofoam cup | newspaper     | grass clippings | peaches      |
| plastic bag   | orange peel   | twigs           | notebook     |
| computer      | crayon        | banana peel     | pine needles |
| glass bottle  | celery stalks | avocado peel    | television   |
| adhesive tape | aluminum can  | leaves          | tree branch  |
| lettuce       | paper clip    | tangerine peel  | envelope     |



Write an item that can be compostable for each of the letters in the word "Compost".

C a r r o t s t a l k  
 O \_\_\_\_\_  
 M \_\_\_\_\_  
 P \_\_\_\_\_  
 O \_\_\_\_\_  
 S \_\_\_\_\_  
 T \_\_\_\_\_






Write the names of seven vegetables and seven fruits.






Vegetables	Fruits
_____	_____
_____	_____
_____	_____
_____	_____
_____	_____
_____	_____
_____	_____






Source: <https://www.pdfFiller.com/preview/207/242/207242698.png>



Compost gets hot! Look at the thermometers to see which of each group is hotter. The temperatures are in Fahrenheit. Write <, >, or = in the circle.






  
 200° hot chocolate      snow      30°











  
 122° compost pile      hot chocolate      200°






  
 122° compost pile      dirt pile      76°






  
 30° snow      compost pile      122°






  
 122° compost pile      leaf pile      61°






  
 38° rock pile      compost pile      122°






  
 122° pizza      compost pile      122°





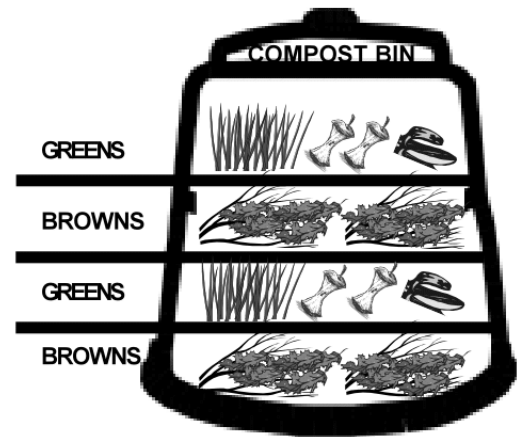

  
 122° compost pile      hay pile      81°



## Recycling In Nature

Recycling occurs in nature every day. For example, leaves that have fallen to the ground decompose and turn into compost, a nutrient-rich soil which helps plants to grow healthily and strong. In addition, the organic material serves as food for bacteria and fungi which serves as food for earthworms which serves as food for beetles and ants, and so on. You can just imagine how this food chain continues. But when you rake leaves and grass clippings and throw them away, you not only create waste that has to be collected and processed, but you interfere with an important cycle in nature. The environmentally-friendly thing to do is to make a compost pile using yardwaste and other organic material.

It's easy to maintain a compost pile in your backyard. Start with soil and then add equal amounts of "greens" and "browns". "Greens" are sources of protein which attract organisms to the pile to breakdown the material. The "greens" also provide nitrogen to the pile. Examples of "greens" include grass clippings and food scraps. "Browns" are carbohydrates and they provide carbon to the compost pile. Examples of "browns" include dry leaves and twigs.



Once you have established an initial layer of material, place a layer of "greens", then a layer of "browns", then a layer of "greens" and continue to alternate the layers on a regular basis. This will ensure that the compost pile has an equal amount of "greens" and "browns". It's important to regularly mix the material in the pile if you want the decomposition process to take place rapidly. Then over a period of anywhere from three to twelve months the material will breakdown into compost and will be ready to be used as a natural fertilizer for plants and trees.



# Community and Home Gardening

## Coloring & Activity Sheets

**Directions:** In the puzzle below, find the words related to composting.

<b>bacteria</b>	F S T N E I R T U N T
<b>fungi</b>	U W A B W G L E A I P
<b>compost</b>	B I Y A O G M I N X O
<b>worms</b>	N G A C O M P O S T W
<b>decompose</b>	S M R T R E O N I T Y
<b>organic</b>	N F D E C O M P O S E
<b>nutrients</b>	I U W R B W N C R A F
<b>yardwaste</b>	T N A I A O F A G W S
<b>nitrogen</b>	R G S A N R A R A D O
<b>carbon</b>	O I T P U M M B N R P
	G A E U T S S O I A I
	E C I N A G E N C C Y
	N A L W I T D D E C S

### Preserving Food

What does preserving food mean ?

---



---

There are various methods of preserving food. From the helper box, select the type of preserving which best fits each description.

freezing    drying    canning    pickling    vacuum packing

Food is processed & sealed in an airtight container. \_\_\_\_\_

Food is dried. \_\_\_\_\_

Food is rapidly frozen. \_\_\_\_\_

Soaking food in salt water , vinegar or oil \_\_\_\_\_

Food stored in a airtight bag under vacuum \_\_\_\_\_

### Identify the preserving methods



\_\_\_\_\_



\_\_\_\_\_



\_\_\_\_\_



\_\_\_\_\_



\_\_\_\_\_





What can we compost?


Make an X on things that do not go in a compost pile.  
Circle the things that can go in a compost pile.



leaves



oil



branches



banana peel



can




vegetables




boots



books



cheese



bones



grass



hay



sticks



turkey



apple core



paint